



# benazzato

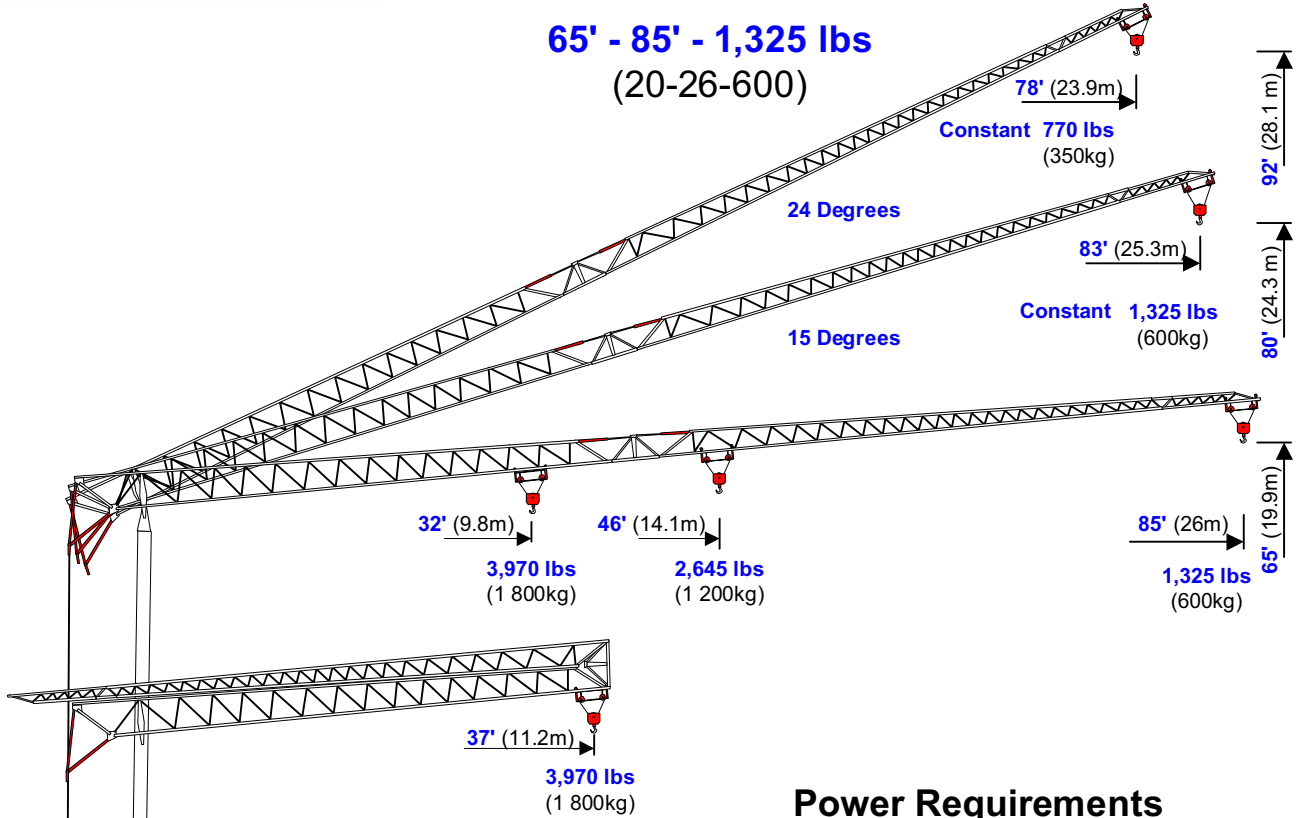
## Self-Erecting Crane

### 1385 (205-S)

## Side Block Version

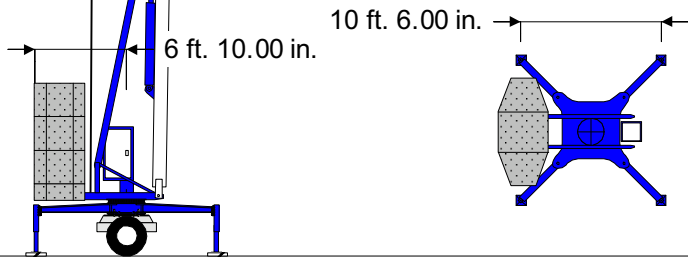


**65' - 85' - 1,325 lbs**  
(20-26-600)

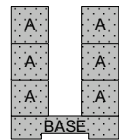


**Power Requirements**  
Single Phase OR Three Phase  
240V or 480V

Electric, Hydraulic Or Air Brakes  
Goose Neck, 5th Wheel Or Pintle Hitch



Base Ballast Block: X 1 7,280 lbs  
A Ballast Blocks: X 6 3,310 lbs  
Total Ballast: 27,140 lbs  
Crane Weight: 13,450 lbs  
Axles & Hitch: 4,000 lbs  
Total Erected Weight: 44,590 lbs



Hook	ft.	32	39	43	46	56	62	69	75	79	85
Radius	meters	9.8	12.0	13.0	14.1	17.0	19.0	21.0	23.0	24.0	26.0
Maximum Capacities	lbs.	3,969	3,171	2,900	2,646	2,139	1,874	1,687	1,521	1,455	1,323
	tonnes	1.80	1.44	1.32	1.20	0.97	0.85	0.77	0.69	0.66	0.60

# Central Plains Cranes

Call 913-660-4102

info@centralplainscranes www.centralplainscranes