



# benazzato

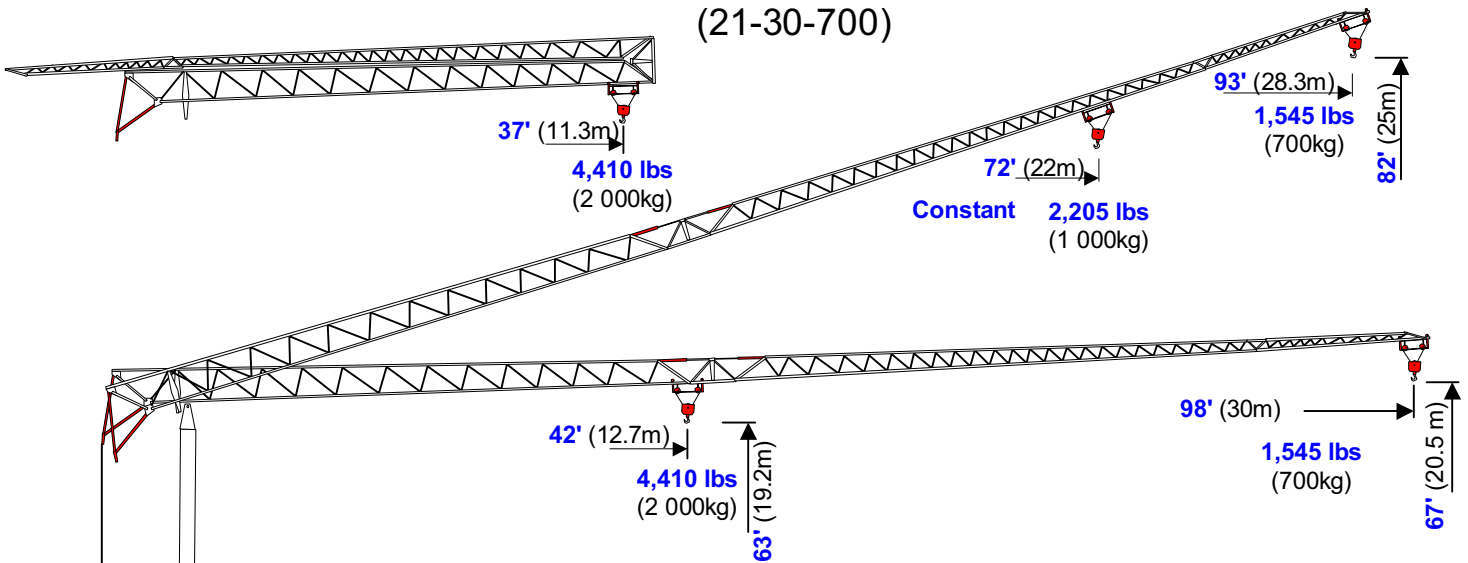


## Self-Erecting Crane

# 1598 (1.201)

67' - 98' - 1,545 lbs

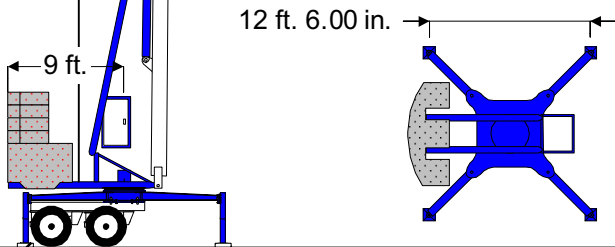
(21-30-700)



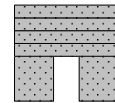
### Power Requirements

Single Phase OR Three Phase

240V or 480V



Base Ballast X 2 6,615 lbs  
 Ballast Blocks X 4 4,100 lbs  
 Total Ballast: 29,630 lbs  
 Crane Weight: 21,500 lbs  
 Total Erected Weight: 51,130 lbs



Hook	ft.	40	46	52	59	66	72	79	85	92	98
Radius	meters	12.2	14	16.0	18.0	20.0	22.0	24.0	26.0	28.0	30.0
Maximum Capacities	lbs.	4,410	3,771	3,241	2,822	2,492	2,227	2,029	1,830	1,676	1,544
	tonnes	2.00	1.71	1.47	1.28	1.13	1.01	0.92	0.83	0.76	0.70

## Central Plains Cranes

Call 913-660-4102

info@centralplainscranes www.centralplainscranes