

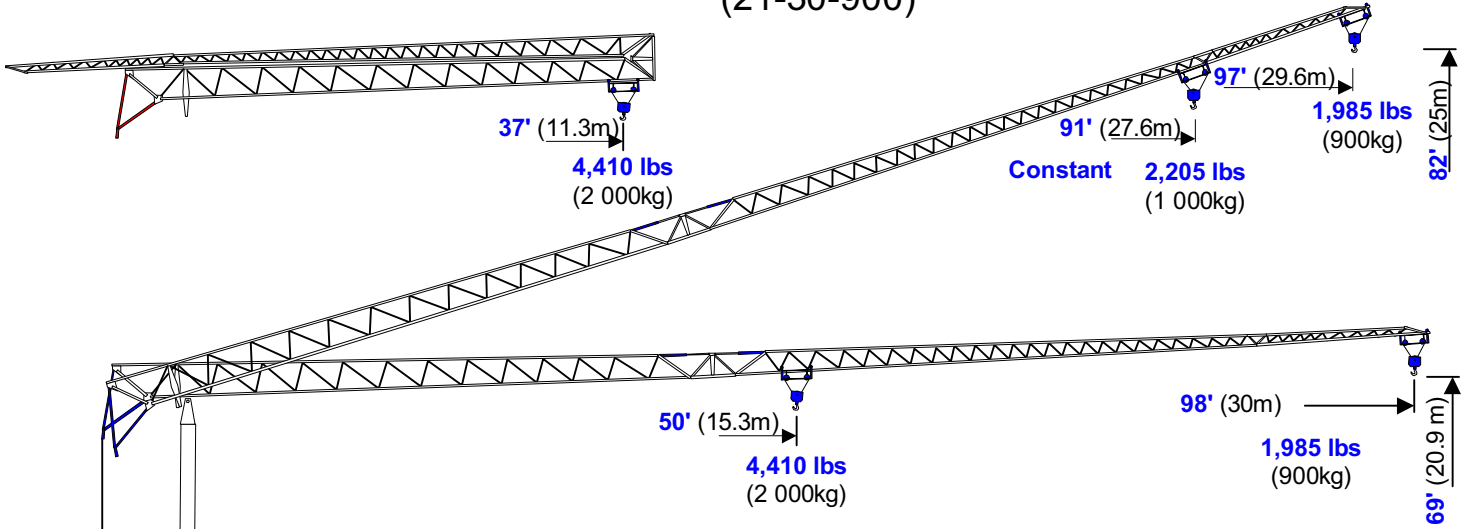


benazzato

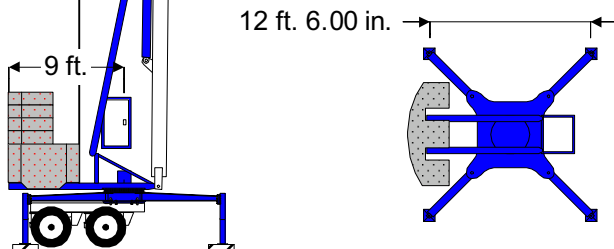
Self-Erecting Crane

2098 (206)

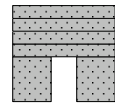
69' - 98' - 1,985 lbs
(21-30-900)



Power Requirements
Single Phase OR Three Phase
240V or 480V



- Base Ballast X 2 8,820 lbs
- Ballast Blocks X 4 3,970 lbs
- Total Ballast: 33,520 lbs
- Crane Weight: 21,500 lbs
- Axles: 4,500 lbs
- Total Erected Weight: 59,520 lbs



| Hook Radius | ft. | 50 | 52 | 59 | 66 | 72 | 79 | 85 | 92 | 98 |
|--------------------|--------|-------|-------|-------|-------|-------|-------|-------|-------|-------|
| | meters | 15.3 | 16 | 18.0 | 20.0 | 22.0 | 24.0 | 26.0 | 28.0 | 30.0 |
| Maximum Capacities | lbs. | 4,410 | 4,145 | 3,616 | 3,197 | 2,867 | 2,580 | 2,359 | 2,161 | 1,985 |
| | tonnes | 2.00 | 1.88 | 1.64 | 1.45 | 1.30 | 1.17 | 1.07 | 0.98 | 0.90 |

Central Plains Cranes

Call 913-660-4102

info@centralplainscranes www.centralplainscranes