



benazzato

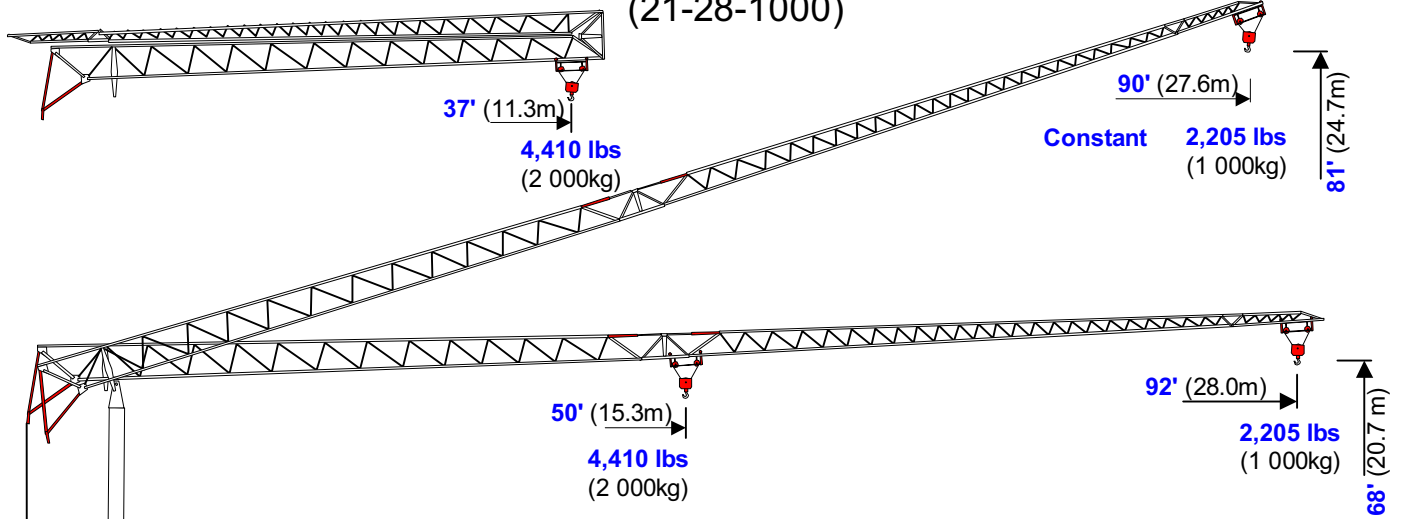
Self-Erecting Crane

2292 (106)

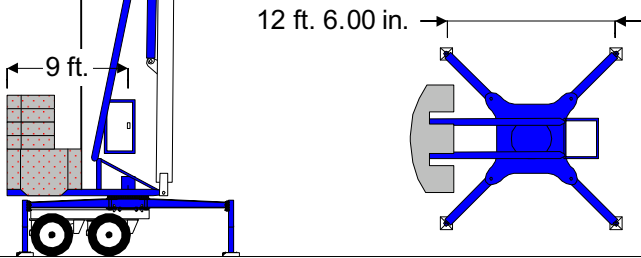


68' - 92' - 2,205 lbs

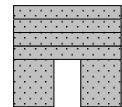
(21-28-1000)



Power Requirements
 Single Phase OR Three Phase
 240V or 480V



- Base Ballast X 2 6,615 lbs
- Ballast Blocks X 44, 100 lbs
- Total Ballast: 29,630 lbs
- Crane Weight: 21,500 lbs
- Total Erected Weight: 51,130 lbs



Hook Radius	ft.	50	52	59	66	72	79	85	92
	meters	15.3	16	18.0	20.0	22.0	24.0	26.0	28.0
Maximum Capacities	lbs.	4,410	4,234	3,704	3,263	2,933	2,646	2,403	2,205
	tonnes	2.00	1.92	1.68	1.48	1.33	1.20	1.09	1.00

Central Plains Cranes

Call 913-660-4102

info@centralplainscranes www.centralplainscranes